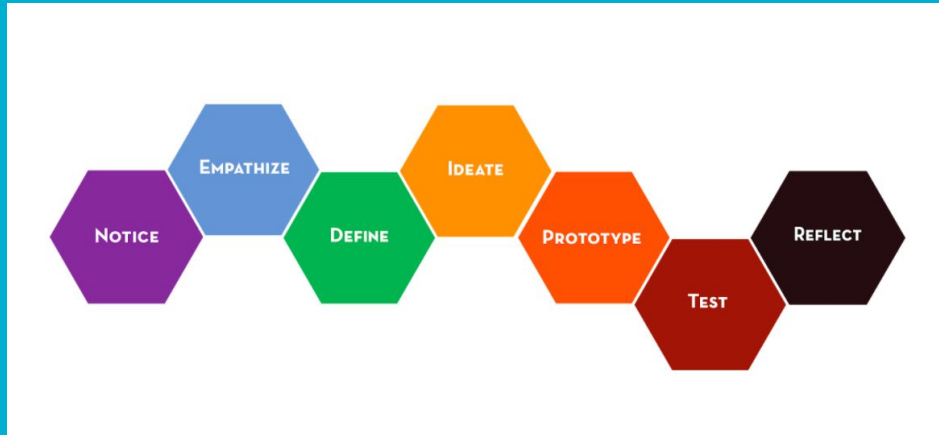


*Liberatory Design Thinking and Special  
Education in Spain: Research Compiled  
Using Design Thinking and Liberatory Design*

**Penny McNees**

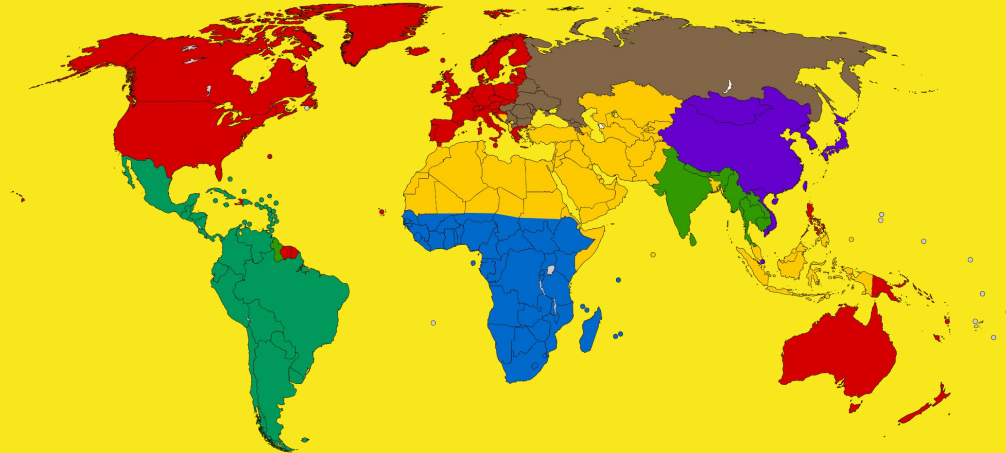
# Design Thinking and Liberatory Design

- ❖ Design thinking represents a process for creative problem solving.
- ❖ Liberatory design is an approach to combating equity issues and change efforts in those systems.
- ❖ For this project we interviewed students from Spain to find a common issue in their education system that can be fixed.



# What Does It Mean To Be a Culturally Responsive Educator?

- ❖ What it means to be a culturally responsive educator is to embrace different cultures and to incorporate different cultures in class. Also, it means to be aware of different cultures from around the world.




# Notice

- ❖ The notice phase of liberatory design focuses on developing self and social awareness, which is needed to practice empathy.
- ❖ Throughout research and the Inquiry Scholars class I have become more culturally competent. For example, I reflect back to the beginning of the semester to where I didn't pay attention to hand gestures or the pace I speak, but with working with students from another country, it is important to be aware of those.



# Empathy Work

- ❖ Empathy is the ability to understand experiences, needs, emotions, and wants of others and by using empathy, we got to understand our interviewees.
- ❖ We interviewed Joseba, who is finishing his masters to become a teacher, Ava, who works at UCJC, and Pablo, who is studying business.
- ❖ We asked about what their school day looks like, what issues they see in their education system, and resources their education system has.



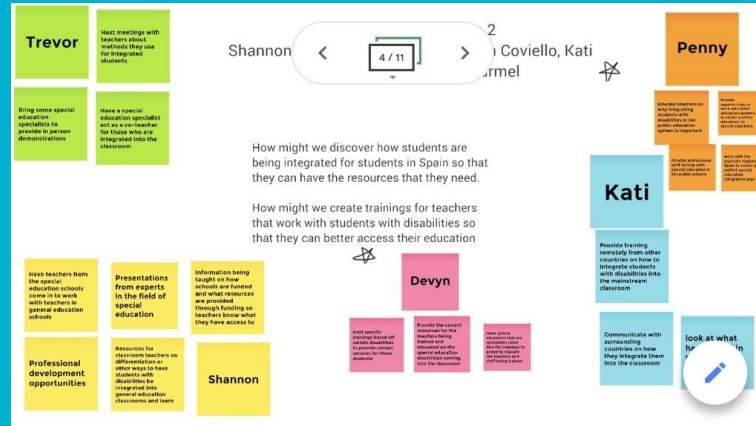
## See The System

- ❖ See the system means recognizing the current states of systems from different angles that have shaped the system.
- ❖ We saw our own education system of having issues of oppression in different communities like those of the lgbtq+ and African American communities.
- ❖ What we learned about Spain's education system is that there are issues with their special education integration, discrimination due to language and regions, and the student to teacher ratio.

# Define

- ❖ The define phase is where we establish what issue to try to solve for the user.
- ❖ We determined our user's need was training on special education for general education teachers to help with the integration of special education with the public schools.
- ❖ Our “How Might We” statement was how might we create trainings for teachers that work with students with disabilities so that they can better access their education.

- ❖ Ideation is developing many solutions to the issue as possible by thinking outside the box.
- ❖ We decided on our idea by recognizing how each of our interviewee said how integration of special education with the public schools was an issue and that the public school teachers didn't have resources for this integration.





# Prototype

- ❖ A prototype is a early model of the final product that is used to test the solution.
- ❖ We shared our prototype to our users by presenting our ideas to them of what we would do.
- ❖ Overall, our users responded positively to the prototype, but did leave suggestions to improve the prototype.
- ❖ Our original prototype was to have monthly virtual professional development trainings that included resources, guest speakers, and collaboration with teachers from other countries. After we received feedback, we decided to make our prototype a website, which includes links to videos on different disabilities, past training videos, and other resources for teachers to look back on.

# Test

- ❖ The test phase is where we give the prototype to the user to see how they like it and to receive feedback on how to improve the prototype.
- ❖ How we would test the prototype is to allow the users to interact with the prototype, which is our website with the video links, and get their opinions and feedback on the website and the websites content.

# Discussion

- ❖ As a result through this process I learned what design thinking is and all of the components of design thinking. I also learned how to emphasize with people from different countries and became aware of different social cues between countries like hand gestures. Through this process I also learned how to use design thinking in a team setting, and how effective it can be.

