



# REDESIGNING THE CETA ANNEX BUILDING

Changing a space to foster creativity and collaboration

Presented by Angie Ruppel and Spencer Tyler

# TABLE OF CONTENTS

---

1

THE CETA ANNEX

2

RESEARCH  
QUESTION

3

THE INSIDE

4

THE OUTSIDE

5

CONCLUSION


The slide features a light orange background with several geometric shapes. In the top left, there is a yellow cube-like shape. In the bottom left, there is a cluster of shapes including a yellow cube, a teal triangle, a dark blue diamond, and a teal diamond. On the right side, there is a vertical stack of shapes including a teal cube, a dark blue triangle, a yellow cube, and a yellow rectangle.

# RESEARCH QUESTION

---

How can we create a space that  
fosters creativity and collaboration?

# THE CETA ANNEX



# INSIDE THE ANNEX

---

## Space

Several rooms are unused or only serve one to two classes a week.

## Aesthetics

From engineering to the School of Arts and Sciences.



# UNDERUTILIZED ROOMS

---

Number of CETA Classes in the CETA Annex:

11



SNHU Engineering Student with Machine

Number of Liberal Arts Classes in the CETA Annex:

43



SNHU Communication Student with Laptop

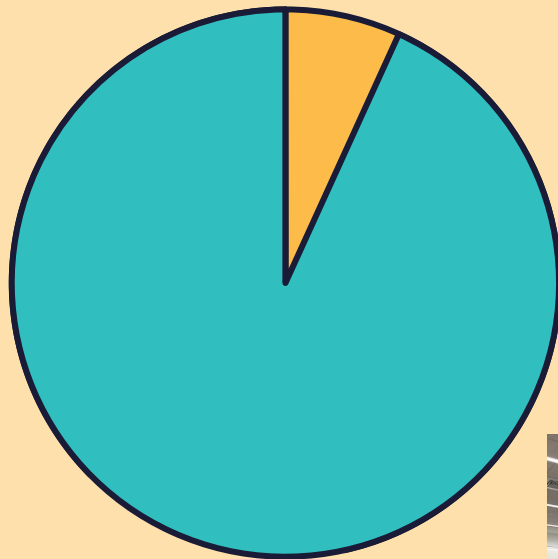
# PUTTING SPACE TO THE

89%

Students preferred a large, collaborative room.

11%

Preferred split rooms.

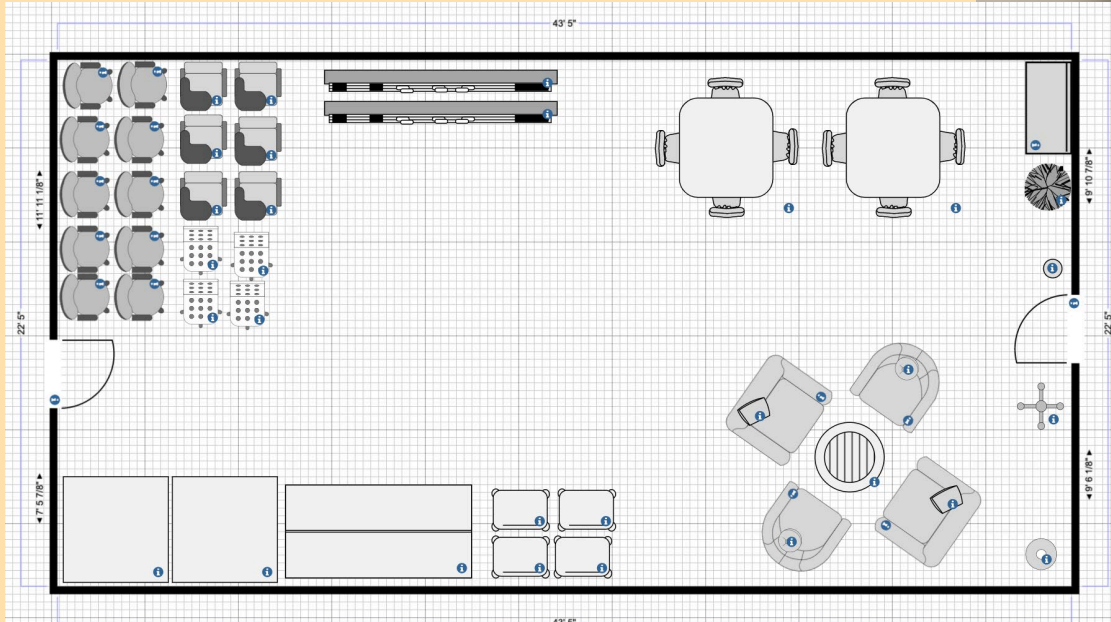



\*Experiment conducted by Angelina Ruppel for Wolak Learning Fellows\*



# Innovation Lab

A growing and recognized program needs a space for students to thrive.



Floorplan by Graphic Design student, Lindsey Baldwin



# AROUND \$15

In sales were made during each Brewed Awakening pop up!



Pictured: Xander Williams Co- Manager of Brewed Awakening  
Taken by: Cassidy Barcome Co-Manager of Brewed Awakening

# OUTSIDE THE ANNEX



## Parking

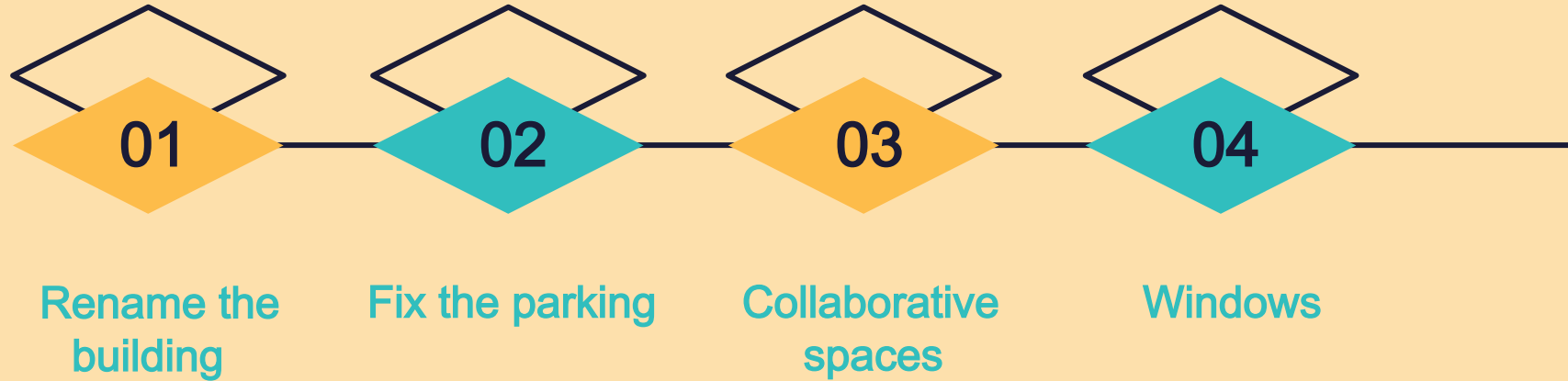
Utilizing campus property efficiently.

## Grounds

How can we get students to come to the annex to work?

# WHERE DO WE BEGIN

---





# INTRODUCING THE INNOVATION ANNEX



**Innovation Annex**

"...Southern New Hampshire University expands access to education by creating high quality, affordable and innovative pathways to meet the unique needs of each and every learner."



**- University Mission Statement**



# THANK YOU!

---

CREDITS: This presentation template was created by  
**Slidesgo** , including icons by **Flaticon** , and infographics &  
images by **Freepik**

